

Type 2-T2 (Bay window) M-PLATES decoding

M-PLATE


Type 2-T2 1970-1979 (MPlate)

82 043 426

P30	597	616	652	690
915741	A40	A93	HY1	P22
43 2	7523	OR	2319 33	

Uncode my M-Plate

Forum link to my M-Plate






Forum signature link to my M-Plate



M-Plate content

Model	Type 2 (T2) mod. 231(9) : - VW Campmobile - Sliding door right - LHD
Chassis number	2382043426
Serial number	043 426
Model year	1978
Planned production date	Tuesday, 25 October 1977
Number for production planning (temporary serial number)	7523
Type of engine	Type 4 (CJ) - 1970cc, 51 kW (70 bhp DIN)
Type of transmission	Automatic gearbox

Paint color	Color roof : L90D -  Pastel White
	Color body : L20A-L31H -  Chrome Yellow
	<i>Remark : Westfalia L20A to VIN '2x72 079 871' L21H from VIN '2x72 079 872'</i>
Interior color (doorpanels and seats)	41 - Camping Green Red Cloth/Orange Plaid 
Destination	Austria, Salzburg
List of option codes (M-Codes)	597 616 652 690 A40 A93 HY1 P22 P30

Known M-Codes

M-CODE	Description	Concerned models	From chassis number	To chassis number
597	12V 63 Ah battery instead of 45 Ah			
616	Back-up lamps	211-268	2x1 2 000 001	
652	Interval switch on windshield wipers and wash-wipe installation	211-274		
690	Passenger seat as swiveling seat (with M161 only) (1976-1979)	211 221 231 234	2x6 2 078 000	2x9 2 300 000
A40	Collection of M-codes: M 161/181/511 (1977)		2x7 2 000 001	2x7 2 300 000
161	Seats in cabin with mountings for headrest			
181	Chrome hubcaps and rear view mirror outer	211-216 231-235 261-268	2x4 2 000 001	
511	Padded instrument panel (LHD only)	211-271		
A93	Collection of M-codes: M 184/506/912 (1977)		2x7 2 000 001	2x7 2 300 000
184	Three-point seat belt retractable	211-268		
506	Brake servo and dual-circuit, brake warning light (LHD)	211-271		
912	Without constructor identification plate			
P22	Westfalia interior type Campmobile with pop up roof and folding spare tyre (1971-1979)	231	2x1 2 000 001	2x9 2 300 000
P30	Westfalia interior type Campmobile without pop up roof (1971-1973)	231-238	2x1 2 000 001	2x3 2 300 000

M-CODE	Description	Concerned models	From chassis number	To chassis number
P30	Combined gas/electric refrigerator, gas cooking unit, side bench in driving direction for storing gas bottles (for Westfalia Campmobile P21 and P22) (1976-1979)	231	2x6 2 000 001	2x9 2 300 000

Unknowns M-Codes

HY1

If you find this site useful and would like to make a donation to help towards the running and development costs, please click on the button below:



Thank You !

24 440
588

Réalisation : David Garroux